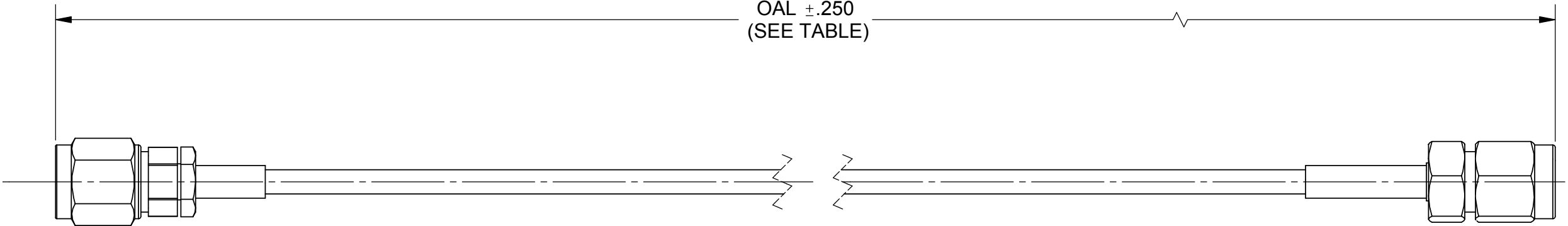


ROHS COMPLIANT

PRODUCT DATA DRAWING

REVISION HISTORY			
REV	DESCRIPTION	DATE	APPROVED
-	NRN 42971	04/19	GPF
A	DCN 48594	05/23	GPF



MATERIAL:

CONNECTORS: 2.4MM PLUG(SF1611-60003)

2.92MM PLUG(SF1511-60071)

CABLE: T-FLEX 405



SHRINK TUBING: M23053/5

PERFORMANCE:

IMPEDANCE: 50 OHMS

FREQ. RANGE: DC TO 40.0 GHz

SV P/N	OAL
7016-0062	6.000
7016-0063	12.000

MATERIAL:	SEE NOTES		DIMENSIONS ARE IN INCHES TOLERANCES:		UNLESS OTHERWISE SPECIFIED			
FINISH:	SEE NOTES		FRACTIONAL: $\pm 1/64$ ANGULAR: $X^\circ \pm 1^\circ 0'$ $X'' \pm 15'$		1) ALL DIMENSIONS ARE IN INCHES (MILLIMETERS) 2) ALL DIMENSIONS ARE AFTER PLATING. 3) BREAK CORNERS & EDGES .005 R. MAX. 4) CHAM. 1ST & LAST THREADS. 5) SURFACE ROUGHNESS 63 MIL-STD-10. 6) DIA.'S ON COMMON CENTERS TO BE CONCENTRIC WITHIN .005 T.I.R. 7) REMOVE ALL BURRS		TITLE: 2.4MM PLUG TO 2.92MM PLUG FOR Ø.085 T-FLEX CABLE ASSEMBLY www.svmicrowave.com	
SURFACE AREA:	N/A		DECIMAL: .X $\pm .030$ $.XX \pm .010$ $.XXX \pm .005$					
	PROPRIETARY THE INFORMATION CONTAINED IN THIS DRAWING IS THE SOLE PROPERTY OF SV MICROWAVE, INC. ANY REPRODUCTION IN PART OR AS A WHOLE WITHOUT THE WRITTEN PERMISSION OF SV MICROWAVE, INC IS PROHIBITED.		INTERPRET DIMENSIONS AND TOLERANCES PER ASME Y14.5M - 1994					
	THIRD ANGLE PROJECTION 		DRAWN: SJ 04/24/19				SIZE DWG. NO. 7016-0062-0063	
			CHECKED: GPF 04/24/19					
			APPROVED: GPF 04/24/19		SCALE: 2:1		SHEET 1 OF 1	