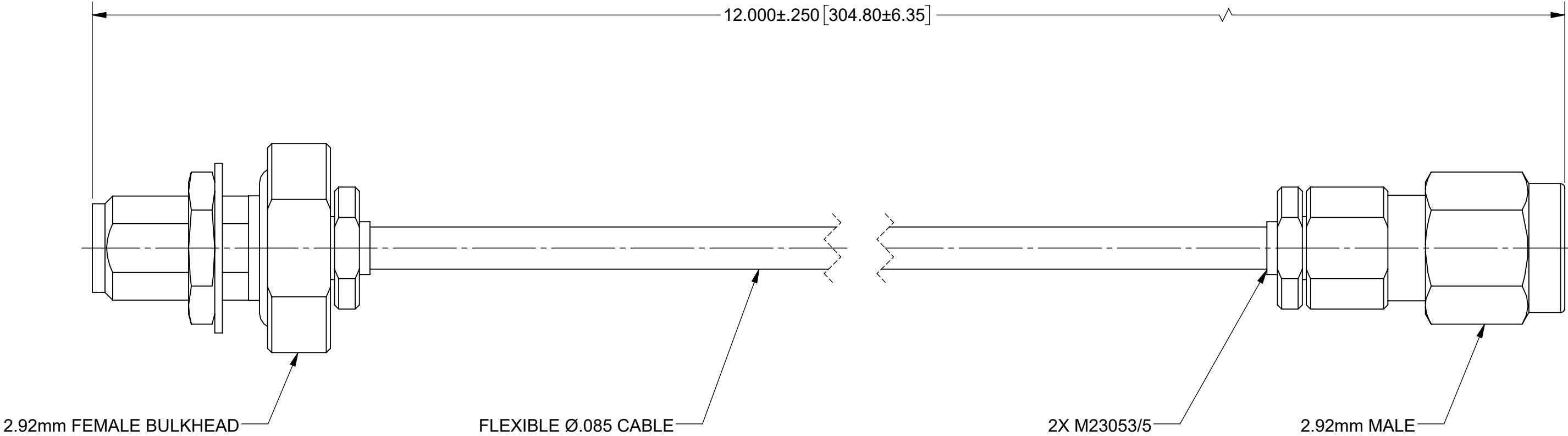


PRODUCT DATA DRAWING

REVISION HISTORY			
REV	DESCRIPTION	DATE	APPROVED
-	NRN 46787	05/22	SEE PDM


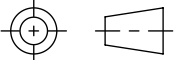


MATERIAL:

- CONNECTORS:
- 2.92mm FEMALE BULKHEAD (SF1521-60025)
- 2.92mm MALE (SF1511-60071)
- CABLE:
- FLEXIBLE Ø.085 CABLE (200-70-139)
- SHRINK TUBING:
- M23053/5

PERFORMANCE:

- IMPEDANCE:
- 50 OHMS
- FREQ. RANGE:
- DC TO 40.0 GHz

MATERIAL:	SEE NOTES	DIMENSIONS ARE IN INCHES TOLERANCES:	UNLESS OTHERWISE SPECIFIED	<div> www.svmicrowave.com</div>	
FINISH:	SEE NOTES	FRACTIONAL: $\pm 1/64$ ANGULAR: X° $\pm 1^{\circ}0'$ X°X' $\pm 15'$	1) ALL DIMENSIONS ARE IN INCHES (MILLIMETERS) 2) ALL DIMENSIONS ARE AFTER PLATING. 3) BREAK CORNERS & EDGES .005 R. MAX. 4) CHAM. 1ST & LAST THREADS. 5) SURFACE ROUGHNESS 63-MIL-STD-10. 6) DIA.'S ON COMMON CENTERS TO BE CONCENTRIC WITHIN .005 T.I.R. 7) REMOVE ALL BURRS		
SURFACE AREA:	N/A	DECIMAL: .X $\pm .030$ .XX $\pm .010$ .XXX $\pm .005$	INTERPRET DIMENSIONS AND TOLERANCES PER ASME Y14.5M - 1994	TITLE: 2.92mm FEMALE BULKHEAD TO 2.92mm MALE 12" Ø.085 CABLE ASSEMBLY	
THE INFORMATION CONTAINED IN THIS DRAWING IS THE SOLE PROPERTY OF SV MICROWAVE, INC. ANY REPRODUCTION IN PART OR AS A WHOLE WITHOUT THE WRITTEN PERMISSION OF SV MICROWAVE, INC IS PROHIBITED.		THIRD ANGLE PROJECTION	DRAWN: SJ 02/25/22	SIZE B	DWG. NO. 7015-1099
			CHECKED: SEE PDM	SCALE: 4:1	SHEET 1 OF 1
			APPROVED: SEE PDM		