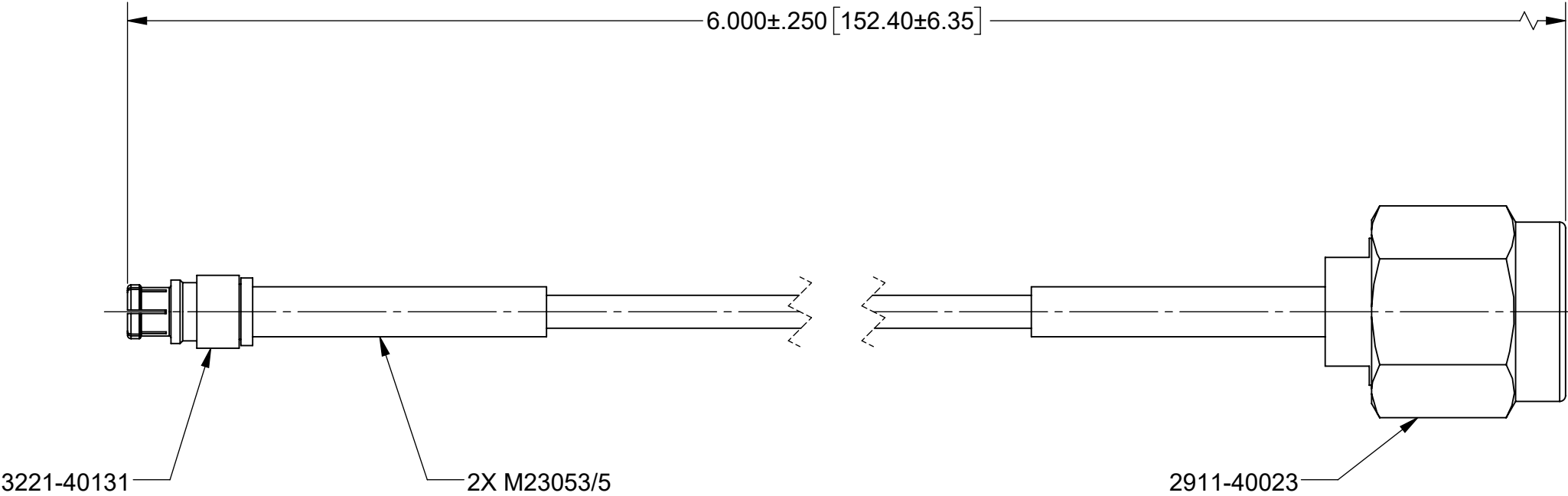


PRODUCT DATA DRAWING

REVISION HISTORY			
REV	DESCRIPTION	DATE	APPROVED
-	NRN 49123	4/25	SEE PDM


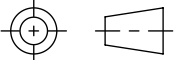


MATERIAL:

- CONNECTORS:
- SMPM FEMALE (3221-40131)
- SMA MALE (2911-40023)
- CABLE:
- FLEXIBLE Ø.047 CABLE (200-70-214)
- SHRINK TUBING:
- M23053/5

PERFORMANCE:

- IMPEDANCE:
- 50 OHMS
- FREQ. RANGE:
- DC TO 18.0 GHz
- MAGNETIC FIELD STRENGTH:
- <.1mG

MATERIAL:	SEE NOTES	DIMENSIONS ARE IN INCHES TOLERANCES:	UNLESS OTHERWISE SPECIFIED	<div> www.svmicrowave.com</div>	
FINISH:	SEE NOTES	FRACTIONAL: ±1/64 ANGULAR: X° ±1°0' X°X' ±15'	1) ALL DIMENSIONS ARE IN INCHES (MILLIMETERS) 2) ALL DIMENSIONS ARE AFTER PLATING. 3) BREAK CORNERS & EDGES .005 R. MAX. 4) CHAM. 1ST & LAST THREADS. 5) SURFACE ROUGHNESS 63+MIL-STD-10. 6) DIA.'S ON COMMON CENTERS TO BE CONCENTRIC WITHIN .005 T.I.R. 7) REMOVE ALL BURRS		
SURFACE AREA:	N/A	DECIMAL: .X ±.030 .XX ±.010 .XXX ±.005	INTERPRET DIMENSIONS AND TOLERANCES PER ASME Y14.5M - 1994	TITLE: STR. F SMPM TO STR. M SMA .047 FLEXIBLE CABLE ASSEMBLY, NON-MAGNETIC	
THE INFORMATION CONTAINED IN THIS DRAWING IS THE SOLE PROPERTY OF SV MICROWAVE, INC. ANY REPRODUCTION IN PART OR AS A WHOLE WITHOUT THE WRITTEN PERMISSION OF SV MICROWAVE, INC IS PROHIBITED.		THIRD ANGLE PROJECTION	DRAWN: JPM 04/25/25	SIZE B	DWG. NO. 7032-10512
			CHECKED: SEE PDM	SCALE: 4:1	
			APPROVED: SEE PDM	SHEET 1 OF 1	